



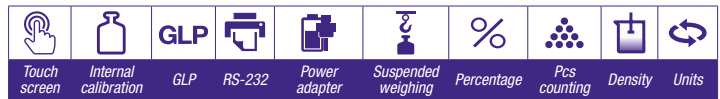
Precision Balances



WEIGHING WITH EXPERIENCE

Analytical

BL 224 Touch



- **Touchscreen** high definition display
- **Automatic internal calibration**
- Electromagnetic sensor
- **GLP** protocol
- Multiple functions: %, stats, density, pcs counting
- **Reading time and stability filter** adjustable
- **RS 232** Port
- Sliding windows on 3 sides
- Supplied with **Report of calibration**



Functions menu



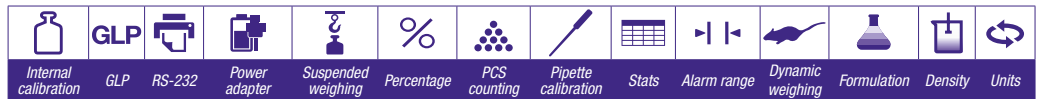
Calibration Menu



Code	Model	Capacity	Division	Reproducibility	Linearity	Calibration	Plate dimension
27006013	BL 224 Touch	220 g	0,1mg	0,2 mg	±0,3 mg	Automatic Internal	Ø 80 mm

Analytical

BL 224



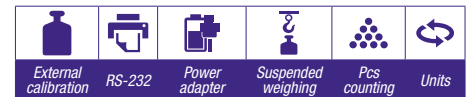
- **LCD backlight display**
- **Automatic internal calibration**
- Electromagnetic sensor
- **GLP protocol**
- Multiple functions: %, dynamic weighing, stats, pipette calibration, density ...
- **Reading time and stability filter adjustable**
- **RS 232 Port**
- **Capacity and stability indicator**
- Sliding windows on 3 sides
- Supplied with soft **dust cover**
- Supplied with **Report of calibration**



Backlight display

Code	Model	Capacity	Division	Reproducibility	Linearity	Calibration	Plate dimension
27006003	BL 224	220 g	0,1 mg	0,1 mg	± 0,2 mg	Automatic Internal	Ø 90 mm

BL 224 Basic



- **LCD backlight display**
- **External calibration**
- Electromagnetic sensor
- **Stability filter adjustable**
- **Stability indicator**
- **RS 232 Port**
- Sliding windows on 3 sides
- **Front levelling bubble**
- **Provided with sample mass (precision class E2)**
- Supplied with **Report of calibration**

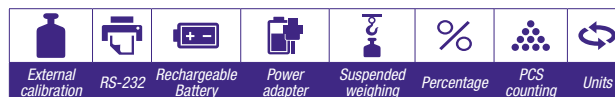


Provided with sample mass (precision class E2) for test and calibration



Code	Model	Capacity	Division	Reproducibility	Linearity	Calibration	Plate dimension
27005993	BL 224 Basic	220 g	0,1mg	0,3 mg	±0,3 mg	External	Ø 80 mm

BL 303



- **Backlight LCD display**
- **Rechargeable battery**
- **RS 232 port**
- **Capacity and stability indicator**
- **21 different measures units**
- **Supplied with external check weight**
- **Supplied with calibration report .**
(only BL 303)



Keypad and display

BL 602



BL 2002

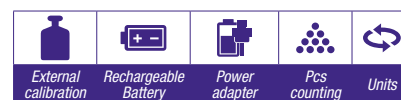


BL 3001 / BL 6001



Code	Model	Capacity	Division	Reproducibility	Linearity	Calibration	Plate dimension
27000513	BL 303	300 g	0,001 g	0,001 g	± 0,003 g	External	Ø 118 mm
27000323	BL 602	600 g	0,01 g	0,01 g	± 0,03 g	External	Ø 118 mm
27000313	BL 2002	2000 g	0,01 g	0,01 g	± 0,02 g	External	188 x 148 mm
27000113	BL 3001	3000 g	0,1 g	0,1 g	± 0,2 g	External	188 x 148 mm
27000123	BL 6001	6000 g	0,1 g	0,1 g	± 0,2 g	External	188 x 148 mm

BL 2002 Basic

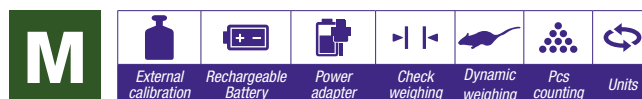


- **Backlight LCD display**
- **Stability indicator**
- **Rechargeable battery and power adapter**
- **Stainless steel plate**
- **PCS counting function**



Code	Model	Capacity	Division	Reproducibility	Linearity	Calibration	Plate dimension
27000303	BL 2002 Basic	2000 g	0,01 g	0,02 g	± 0,03 g	External	160 x 120 mm

BW 3000 Waterproof



- **IP 67**
- **OIML approved**
- **Dual display**
- **Multiple functions: dynamic weighing, pcs counting, tolerance range and alarms**
- **Rechargeable battery and power adapter**
- **Stainless steel plate**
- **Front levelling bubble**
- **Metal case**

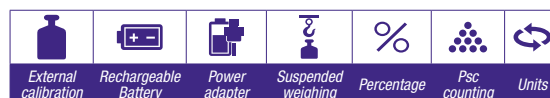


Second display on the rear

Code	Model	Capacity	Division	Reproducibility	Linearity	Calibration	Plate dimension
27001003	BW 3000	3000 g	1.0 g	1,0 g	± 1,0 g	External	220 x 180 mm

Industrial

BL 30K1



- **Backlight LCD display**
- **Rechargeable battery** and power adapter
- % e pcs counting functions
- **Stability indicator**
- **21 different measures units**
- **Stainless steel plate**

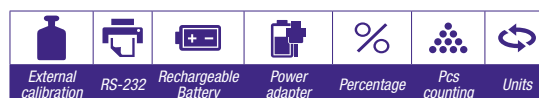


Waterproof keypad



Code	Model	Capacity	Division	Reproducibility	Linearity	Calibration	Plate dimension
27000133	BL 30K1	30 Kg	0,1 g	0,2 g	± 0,2 g	External	330 x 260 mm

BL 30 K




- **Backlight LCD display**
- **Rechargeable battery** and power adapter
- % e pcs counting functions
- **RS 232 port**
- **Stainless steel plate**



Code	Model	Capacity	Division	Reproducibility	Linearity	Calibration	Plate dimension
27001203	BL 30 K	30 Kg	1 g	1 g	± 3 g	External	255 x 190 mm

BL 100 K



- **Big Backlight LCD display**
- % e pcs counting functions
- **RS 232 port**
- **Stainless steel plate**
- **Removable display** for wall application



Code	Model	Capacity	Division	Reproducibility	Linearity	Calibration	Plate dimension
27001213	BL 100 k	100 Kg	10 g	10 g	±10 g	External	300 x 400 mm

Moisture Analyzer

BM 113



- **Backlight LCD display**
- **GLP Protocol**
- **RS 232 port**
- **Halogen lamp 400 W**
- **Internal memory** for automatic sequence of **15 drying programs**
- **3 drying methods:**
soft - standard - fast
- **Switch off criteria:**
manual - automatic - timing
- Supplied with **50 sample plates**
- Supplied with **external check weight**



Backlight display



Metodi di essiccazione


Standard



Fast



Soft



Code	Model	Capacity	Division	Reproducibility	Linearity	Calibration	Plate dimension
27001303	BM 113	110 g	0,001 g	-	-	External	Ø 90 mm
Accessories	Description						
27000883	Alluminium sample plates Ø 90 mm						

Accessories

Accessories	
27000863	RS-232 printer
27000803	Dust cover
27000903	Calibration certificate traceable Accredia



Printer



Dust cover

Report of Calibration

The calibration report is made using certificated weight set.

On the report are reported:

- **Repeatability test**
- **Linearity test**
- **Corner load test**

According to the Accredia guidelines for balances calibration

